



Quick Start Guide

✉ support@onnaisafe.com

Model No.: HX-010

QUICK START GUIDE VIDEO

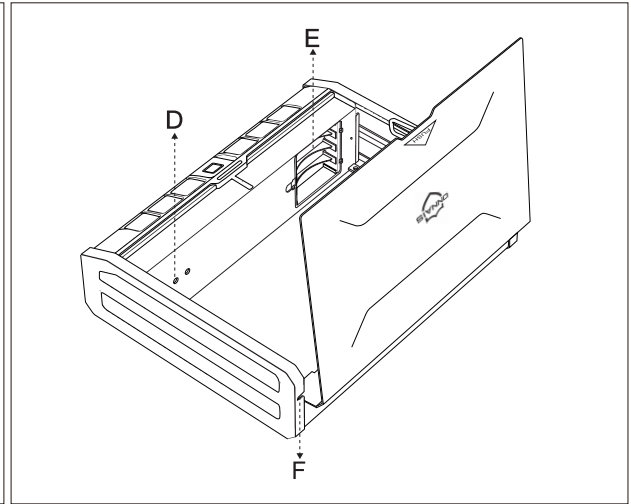
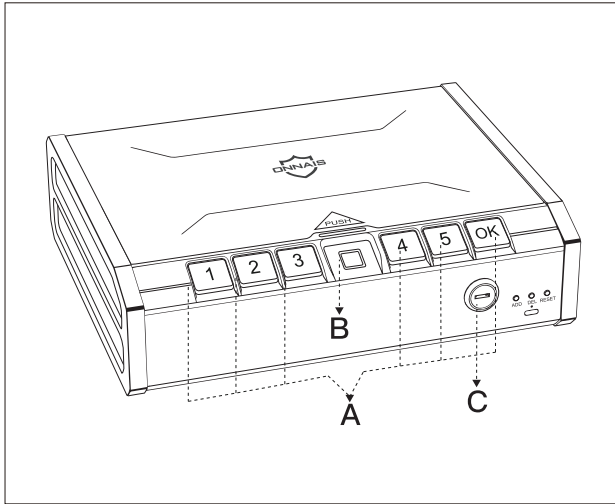


Scan the code

[HTTPS://ONNAISAFE.COM/PAGES/INSTALLATION-GUIDE](https://onnaisafe.com/pages/installation-guide)

Get

QUICK START GUIDE



A. Digital Keypad

B. Fingerprint Scanner

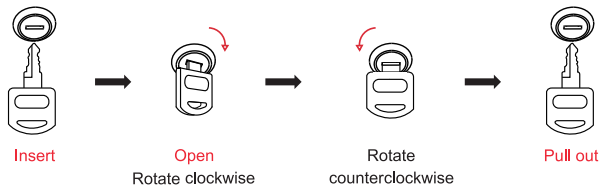
C. Keyhole

D. Built-in Light

E. Battery Box

F. Steel Cable Groove

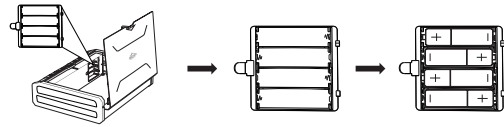
Use your key



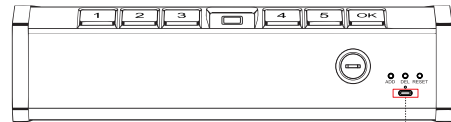
Note: Keep the key outside the storage box!

Install the battery

Please load 4 AA 1.5 Volt alkaline batteries into the battery box (The unit does not contain batteries).



Low battery warning: Red light flashing, beeps 10 times continuously.

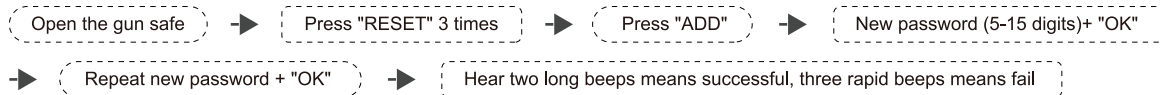


Emergency charging port

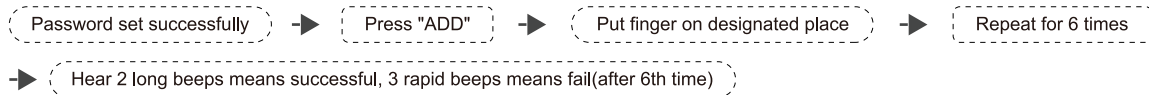
If the battery is dead and the key is lost, the emergency power port allows temporary power supply to unlock the gun safe using a password or fingerprint for battery replacement. **It cannot be used for charging.**

Setting up passwords and fingerprints

Step 1. Add digital password

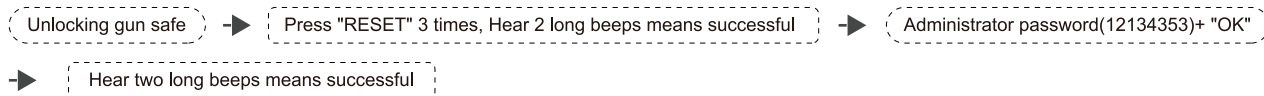


Step 2. Add fingerprints



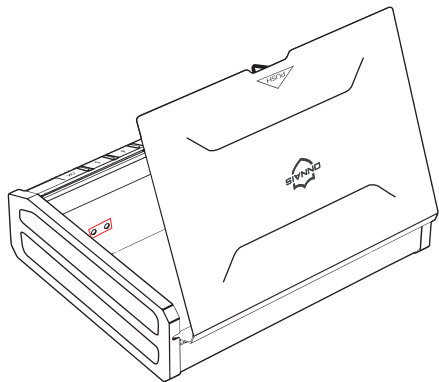
⚠ Note: More fingerprints need to be entered, follow the process again. The fingerprints can add up to 30 groups. Don't press the fingerprint area too hard when adding fingerprints.

Reset your gun safe (Forget Password or Change password)



After the reset, your password and fingerprints will also be deleted from the program and you will need to program your password and fingerprints again.

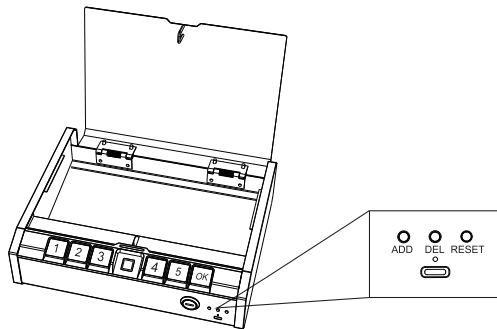
Must-Read:



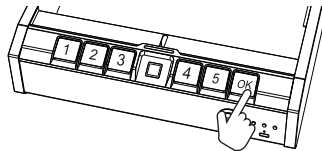
Turn on/off the built-in light

Press and hold the "RESET" button to activate the built-in light, repeating this step can turn off the light.

Note: The built-in light will remain illuminated for only 3 minutes. After the light goes out, please press any key to restore the light.



The "ADD", "DEL" , and "RESET" buttons can only be used after unlocking, they can't be used when the lid is closed.



Turn on/off the sound:

Press the **OK** button **three times** in a row to mute the sound. Press and hold again to unmute.

Steel Cable Installation Steps



Questions & Answers

Have a question?

Find your answers here

Question 1: [Tried to add the digital password, but I can not make it right.](#)

Answer: You need to clear the default digital password before adding personal password. **Quick press the "RESET" button 3 times continuously** before adding personal digital password. Refer to **"Add digital password"** on Quick Start Guide for more information(Page 2).

Question 2: [Why I cannot record my fingerprint?](#)

Answer: **It's a must to add the digital password before recording fingerprint.** Without adding digital password will cause the failure to record fingerprint. Besides, make sure your finger is clean without dirt or water, otherwise it will influence the fingerprint recognition. Refer to **"Add fingerprints"** on Quick Start Guide (Page 3).

Question 3: [What should I do if I lose the key and can't open the gun case?](#)

Answer: Please try to use the default password (12134353) to unlock the safe. The default password works when the safe is powered without any settings or after a reset with no new settings.

Question 4: [Can not open it with code or fingerprint.](#)

Answer: If this happens, use the key to open the box first. Then Quick press the "RESET" button 3 times continuously to clear all data. Add the digital password and fingerprint afterwards. Also check if the battery is dead.

Question 5: [Can I Mute the buttons? I do not want the operation sound.](#)

Answer: Quick press the "OK" button 3 times continuously to mute the sound. Repeat the same step to recover the operation sound.


Question 6: [How shall I contact the seller regarding replacements/refunds or other technical issues?](#)

Answer: The unit has 365 days replacement warranty and lifetime technical support. Send an email to support@onnaisafe.com with your order ID. We will work toward a resolution in 24 hours.

Follow Onnais on Instagram & Facebook for faster help



 @Onnaisofficial



 @Onnais

 support@onnaisafe.com

(reply in 24 hours)

